








MS4 Series Specs

The Keycafe SmartBox provides the hardware backbone of the Keycafe key management system enabling you to regain control of your fleet of keys. The SmartBox is always connected allowing for real-time changes to permissions, ensuring authorized access only. The cloud-based app enables you and your team to manage remotely for 24/7 service so your operations will always be running smoothly.

MSE30 Expansion Unit Specifications

| | |
|-----------------------|---|
| Dimensions | 16.75" x 21.75" x 4" (42.5 cm x 55.25 cm x 10 cm) |
| Weight | 29 lbs (13 kg) |
| Mounting | Wall mount with solid backplate into studs. Secured to the backplate with an electronic lock. Install kit included. |
| Material | Stainless steel chassis, Alloy ADC12 bin doors |
| Ingress Protection | IP53 / Weather-resistant |
| Colour | Gunmetal grey powder coating. Custom vinyl wrap available. |
| Key Bins Available | 30 |
| Bin Inside Dimensions | 2.25" x 2.25" x 3.5" (5.7 cm x 5.7 cm x 9 cm) |
| Connectivity | WiFi: 2.4 GHz, 5.0 GHz IEEE 802.11 b/g/n/ac. Ethernet: Gigabit PHY supporting IEEE 1588. Offline code backup system. Optional cellular kit available (varies by country). |
| Tracking | NFC fobs, optional fobless workflow |
| Power | PoE (Power over Ethernet) |
| Power Consumption | 20mA@12V (0.24W) |
| Operating Environment | -20 to +60°C at 95% non-condensing relative humidity. Suitable for indoor use and may be installed outdoors if protected from direct elements. The SmartBox is weather-resistant but must not be placed in the open exposed to direct rain or snow. |
| Certifications | FCC, CE, RoHS, and Giteki |
| Warranty | Two (2) year manufacturer warranty to repair or replace any manufacturer defects |
| Support | 24/7 email and chat support |

-  Cloud-based user access management
-  Expandable up to 300 keys
-  Battery backup
-  Users have options for PIN codes or app-based key exchanges
-  Enhanced security with optional 2FA key pickups
-  Multi-language support
-  Offline codes for connectivity backup

MSE30 Expansion Unit Hardware

1. Chassis

2. Key Bins

3. Electronic Lock

